



SCRUBBER DRYERS RAPID 40

TOUCH



**RAPID 40 “FAMILY”: A WIDE
AND DIVERSIFIED OFFER TO
MATCH EVERY DIFFERENT NEED
OF CLEANING PROFESSIONALS**

RAPID 40 **TOUCH**

RAPID 40 IS THE IDEAL MACHINE FOR ANY KIND OF CLEANING TASK. THE INNOVATIVE AND FUNCTIONAL DESIGN MAKES THE MACHINE ERGONOMIC AND EASY TO USE IN THE DAILY ACTIVITIES.

RAPID 40 E 55

ELECTRIC, SINGLE BRUSH 21"

TYPE	REF. NO
RAPID 40 E 55 TOUCH	10.4294.01



Control panel and touch system




"Built in" solution tank filter



Tiltable recovery tank



Adjustable and compact squeegee



25 m cable as standard



Debris tray + vacuum filter



Detachable brush deck splash guard with bristles

TECHNICAL DATA

TYPE	REF. NO	POWER SUPPLY	TANK CAPACITY (SOL/REC)	CLEANING WIDTH	SQUEEGEE WIDTH
RAPID 40 E 55 TOUCH	10.4294.01	Cable 230V - 50 Hz	l	mm	mm
RAPID 40 M 55 TOUCH	10.4291.01	Battery 24V	40/42	530	750
RAPID 40 M 55 BC CHEM TOUCH	17.4291.01	Battery 24V	40/42	530	750

* Silent mode function

The technical features and the high level innovations make Rapid 40 something unique in its market segment, ideal for effective cleaning results in every kind of floor/environment. Rapid 40 is now available with an important upgrade:

- **TOUCH SYSTEM**, thanks to the new sensor, patented, Rapid 40 can be moved and controlled only using a thumb: intuitive, user friendly and reliable.

RAPID 40 M 55

BATTERY OPERATED, SINGLE BRUSH 21"

TYPE	REF. NO
RAPID 40 M 55 TOUCH	10.4291.01
RAPID 40 M 55 BC CHEM TOUCH	17.4291.01



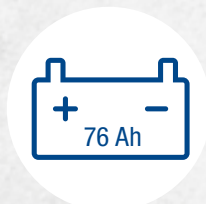
Control panel with display



Touch system




Double knob for brush regulation



76 Ah batteries



Password for reliability and ease of use




Chemical mixing system

INSTALLED POWER	DRIVING SPEED	PRODUCTIVITY (THEOR./PRACTICAL)	RUNNING TIME	DOWN PRESSURE - CONTACT PRESSURE	NOISE LEVEL	DIMENSIONS
W	Km/h	m ² /h	h - min	Kg - g /cm ²	dB(A)	mm
1360	4	2120 - 1060	—	29-18,8 ; 34-22	63	1210x560x1040
1060	4	2120 - 1270	—	25,5-16,5; 30,5-19,7	63/57*	1210x560x1040
1060	4	2120 - 1270	1 h	25,5-16,5; 30,5-19,7	63/57*	1210x560x1040

RAPID 40 D 55

**BATTERY OPERATED, SINGLE BRUSH 21",
WITH TRACTION**

TYPE	REF. NO
RAPID 40 D 55 TOUCH	10.4292.01
RAPID 40 D 55 BC CHEM TOUCH	17.4292.01



Control panel with display




Drive motor



"Built in" solution tank filter




105 Ah batteries



Debris tray + vacuum filter



Detachable brush deck splash guard with bristles



Chemical mixing system

TECHNICAL DATA

TYPE	REF. NO	POWER SUPPLY	TANK CAPACITY (SOL/REC)	CLEANING WIDTH	SQUEEGEE WIDTH
RAPID 40 D 55 TOUCH	10.4292.01	Battery 24V	40/42	530 mm	750 mm
RAPID 40 D 55 BC CHEM TOUCH	17.4292.01	Battery 24V	40/42	530 mm	750 mm
RAPID 40 D 60 TOUCH	10.4293.01	Battery 24V	40/42	600 mm	750 mm
RAPID 40 D 60 BC CHEM TOUCH	17.4293.01	Battery 24V	40/42	600 mm	750 mm

* Silent mode function


RAPID 40 D 60

**BATTERY OPERATED TWIN BRUSHES 24",
WITH TRACTION**

TYPE	RE. NO
RAPID 40 D 60 TOUCH	10.4293.01
RAPID 40 D 60 BC CHEM TOUCH	17.4293.01



Password for reliability
and ease of use




Control panel with display



Touch system



Twin brushes with
detachable splash guard



Chemical mixing system

INSTALLED POWER	DRIVING SPEED	PRODUCTIVITY (THEOR./PRACTICAL)	RUNNING TIME	DOWN PRESSURE - CONTACT PRESSURE	NOISE LEVEL	DIMENSIONS
W	Km/h	m ² /h	h - min	Kg - g /cm ²	dB(A)	mm
1240	5	2650 - 1590	—	25,5-16,5; 30,5-19,7	63/57*	1210x560x1040
1240	5	2650 - 1590	2 h and 30 min	25,5-16,5 ; 30,5-19,7	63/57*	1210x560x1040
1190	5	3050 - 1830	—	27-27 ; 32-32	63/57*	1125x670x1040
1190	5	3050 - 1830	2 h and 30 min	27-27 ; 32-32	63/57*	1125x670x1040

STANDARD ACCESSORIES



SOLUTION TANK FILLING HOSE

Extendible and equipped with universal coupling for all types of tap



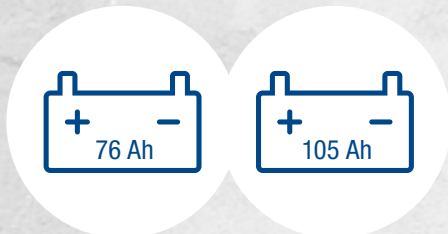
POLYPROPYLENE BRUSHES

Resistant and suitable for any type of surface thanks to the bristles with a diameter of 0.7 mm. Available with a diameter of 530 mm (21") and 310 mm (12").



25 M DETACHABLE CABLE

For electric version



GEL BATTERIES 12V

Set of two gel batteries able to guarantee 1 h running time in 76 Ah version, and up to two hours and a half in 105 Ah version.



ON BOARD CHARGER

The batteries are easily chargeable in different places or distant, without having to go back to the same place (as standard in BC versions)



NATURAL RUBBER SQUEEGEE BLADES

Highly resistant thanks to a greater adaptability to the ground, for the best drying performance.



CHEMICAL MIXING SYSTEM

Automated chemical dispensing system (as standard in BC versions)



DETACHABLE FLOATING SPLASH GUARD

To protect the most sensitive parts of the machine and the working environment. Easy to remove for an immediate access to the brush deck.



SPLASH GUARD BRISTLES

To avoid water splashes. Easy to remove for a fast replacement.

STANDARD ACCESSORIES

REF. NO	TYPE	E 55 TOUCH	M 55 TOUCH	M 55 BC CHEM TOUCH	D 55 TOUCH	D 55 BC CHEM TOUCH	D 60 TOUCH	D 60 BC CHEM TOUCH
30.0024.00	Solution tank filling hose	•	•	•	•	•	•	•
40.0003.00	21" Polypropylene brush ø 0.7	•	•	•	•	•		
40.0001.00	12" Polypropylene brush ø 0.7						•	•
34.0427.00	25 m detachable cable	•						
18.0000.00	Battery set (2pcs) gel 12V 76 Ah			•				
18.0001.00	Battery set (2 pcs) gel 12V 105 Ah					•		•
22.0623.00	On board charger 24V 9 A			•		•		•
96.0091.01	Set front+rear natural rubber squeegee blades	•	•	•	•	•	•	•
24.0265.00	Detachable brush deck splash guard	•	•	•	•	•		
24.0266.00	Detachable brush deck splash guard						•	•
40.4003.00	Brush deck splash guard's bristles	•	•	•	•	•		
40.4007.00	Brush deck splash guard's bristles						•	•
96.0048.00	Chemical mixing system			•		•		•

OPTIONAL ACCESSORIES



POLYPROPYLENE BRUSHES

Resistant and suitable for any type of surface. Available with a diameter of 530 mm (21") and 310 mm (12") and bristles with a diameter of 0,9 mm and 1,2 mm.



TYNEX BRUSHES GRIT 80

Ideal for cleaning rough surface with stubborn dirt thanks to the bristles with a diameter of 1,2 mm. Available with a diameter of 530 mm (21") and 310 mm (12").



PAD HOLDERS

For using the machine with pads. Equipped with quick coupling/uncoupling system.



POLYURETHANE SQUEEGEE BLADES

Highly resistant to wear and oils, suitable for any type of surface.



SQUEEGEE EXTRA WEIGHT (1 X 700 G)

The additional weight, directly mounted on the squeegee, increase the adhesion of the rubber blade to the ground for ensuring the best drying performance on the most difficult surfaces. You can use maximum two weights until you reach 1400 g of total additional weight.

WIDE RANGE OF PADS SUITABLE FOR ALL NEEDS



WHITE PADS VERY SOFT

Disc suitable for the polishing of coated floors

Ø20"- 505 mm: ref.no C20-WH



RED PADS MEDIUM SOFT

Disc suitable for regular maintenance; cleaning sign removal

Ø12"- 305 mm: ref.no C12-RE
Ø20"- 505 mm: ref.no C20-RE



GREEN PADS MEDIUM HARD

Disc suitable for partial wet stripping of not coated hard surfaces, for preparing hard surfaces before new coating and for stripping of linoleum and vinyl surfaces.

Ø12"- 305 mm: ref.no C12-GR
Ø20"- 505 mm: ref.no C20-GR



BROWN PADS HARD

Disc suitable both for the dry stripping of coated floors, and for the wet stripping with a normal chemical stripping agent.

Ø12"- 305 mm: ref.no C12-BR
Ø20"- 505 mm: ref.no C20-BR



BLACK PADS VERY HARD

Disc suitable for the total wet stripping of hard surfaces with chemical stripping agents. Also suitable for heavy cleaning tasks on cement and industrial floors.

Ø12"- 305 mm: ref.no C12-BL
Ø20"- 505 mm: ref.no C20-BL

OPTIONAL ACCESSORIES

REF. NO	TYPE	E 55 TOUCH	M 55 TOUCH	M 55 BC CHEM TOUCH	D 55 TOUCH	D 55 BC CHEM TOUCH	D 60 TOUCH	D 60 BC CHEM TOUCH
40.0103.00	21" Polypropylene brush ø 0.9	•	•	•	•	•		
40.0101.00	12" Polypropylene brush ø 0.9						•	•
40.0303.00	21" Polypropylene brush ø 1.2	•	•	•	•	•		
40.0301.00	12" Polypropylene brush ø 1.2						•	•
40.0203.00	21" Tynex brush ø 1.2 Grit 80	•	•	•	•	•		
40.0201.00	12" Tynex brush ø 1.2 Grit 80						•	•
40.1003.00	Pad holder 485 mm (for 20" pad)	•	•	•	•	•		
40.1001.00	Pad holder 290 mm (for 12" pad)						•	•
96.0055.00	Set front + rear polyurethane squeegee blades	•	•	•	•	•	•	•
96.0171.00	Squeegee extra weight (1 x 700 g)	•	•	•	•	•	•	•

CONTROL PANEL WITH DISPLAY

FOR AN EASY AND INTUITIVE CONTROL
AND AN IMMEDIATE FEEDBACK WHILE WORKING



ELECTRONIC WATER REGULATION:

five different selectable levels for the best cleaning results.



“SILENT MODE” FUNCTION ACTIVATION:

perfect for day cleaning and for working in all the areas where silence is a “must” (hospitals, rest homes, ...)



TOUCH SYSTEM

When the user lightly touches the main sensor only using a thumb, all the working functions of the machine are activated. Rapid 40 TOUCH can be moved and controlled only using a thumb: this is intuitive, user friendly and reliable. Less service costs: sensor technologies means less mechanical parts in the traction/movement system of the machine; this guarantees a higher reliability and decreases the maintenance costs (less “breaking” risks, no need of too many spare parts, easier anyway to be replaced)





MOTION COMMANDS

speed regulation and reversing button in versions of Rapid 40 with traction.



CHEMICAL MIXING SYSTEM:

the operator can easily select by control board the right detergent ratio for every cleaning task. Maximum flexibility and performance

INNOVATION AND PERFORMANCE

Rapid 40 is the ideal machine for any kind of cleaning task. The innovative and functional design makes the machine ergonomic and easy to use in the daily activities. The technical features and the high level innovations – 40 liters tank capacity, 2 hours and 30 minutes running time, the control panel with display, the double brush pressure, the silent mode function and the new chemical mixing system – make Rapid 40 something unique in its market segment, ideal for effective cleaning results in every kind of floor/environment.



INNOVATION AND CONTROL

All the main working functions can be managed directly by the control board. Thanks to the display, the user can easily and constantly check the Rapid 40 status.



Access password
(it can be enabled on demand)



TOUCH SYSTEM

The main sensor is located in the center of the handle. When the user touches the sensor a signal is sent directly to the electronic board: all the working functions of the machine are activated and Rapid 40 TOUCH starts to work.



MANOEUVRABILITY

The pivoting wheels under the chassis ensure the best maneuverability and control. It allows Rapid 40 TOUCH to work in every type of environment.



PRODUCTIVITY

40 liters tank capacity, the wide cleaning path (530 and 600 mm, depending on the variant), the great running time (2 h and 30 min), the remarkable speed (up to 5 km/h). High quality features which combined together ensure the maximum productivity. For an easy daily job in any kind of surface/area.





PERFORMANCE

the double brush pressure and the chemical mixing system ensure the right flexibility and the best cleaning results. The powerful vac motor combined with the efficient squeegee system (compact and adjustable) guarantee top drying performance even in hard to clean areas.



Double brush pressure (by pedal).



SILENT MODE

as soon as you push the silent mode button on the control panel, Rapid 40 becomes immediately more “quiet”, without losing its performance. Ideal for day cleaning and in all the environments (hospitals, schools, ...) where silence is strictly required.



CHEMICAL MIXING SYSTEM

all the Rapid 40 battery models can host the detergent system (standard or optional, depending on the variants). The operator can set up the chemical ratio directly by the control panel. Flexible, precise and efficient.



ORDINARY MAINTENANCE EASY AND QUICK

Recovery tank easy to clean. Precise sensor system, stopping the vac motor when the recovery tank is full. “Full tank” alert by display.



EUUnited PERFORMANCE LABEL

EUUnited Cleaning Scrubber Drier Performance Label is developed by the association EUUnited Cleaning composed of the leading manufacturers of cleaning machines in Europe and it is based on Technical Specification TS 35000 and international standard IEC/EN 62826, both living documents. Through a reproducible test, which allows an objective comparison of the cleaning performance of different machines, it is possible to identify and label the scrubber dryer machines that have high cleaning efficiency whilst using the least amount of water and energy. The label itself must be viewed as the cleaning machine industry’s commitment to create a sustainable future as well as a clean environment. It is paramount to the involved companies that a resource efficient cleaning is a necessary step to adapt to future energy needs.

ROUND 45 *S* Simply Manual and Simply Driven

THE BEST FEATURES WHICH MARKED THE SUCCESS OF RAPID 40 HAVE NOW BEEN TURNED INTO AN ECONOMICAL AND STREAMLINED FORMULA WHICH IS ABLE TO GUARANTEE TOP-QUALITY PERFORMANCE AND RESULTS!

RAPID 40 SM 55 BATTERY OPERATED, SINGLE BRUSH 21"



TYPE	REF. NO
RAPID 40 SM 55 TOUCH	10.4231.01
RAPID 40 SM 55 BC TOUCH	13.4231.01
RAPID 40 SM 55 BC PLUS TOUCH	15.4231.01



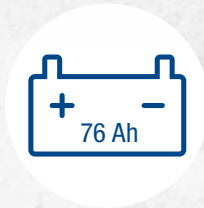
Control panel



Touch system




Compact squeegee



76 Ah batteries
(as standard in BC PLUS version)



Debris tray
+ vacuum filter



"Built in" solution
tank filter

TECHNICAL DATA

TYPE	REF. NO	POWER SUPPLY	TANK CAPACITY (SOL/REC)	CLEANING WIDTH	SQUEEGEE WIDTH
RAPID 40 SM 55 TOUCH	10.4231.01	Battery 24V	40/42	530 mm	750 mm
RAPID 40 SM 55 BC TOUCH	13.4231.01	Battery 24V	40/42	530 mm	750 mm
RAPID 40 SM 55 BC PLUS TOUCH	15.4231.01	Battery 24V	40/42	530 mm	750 mm
RAPID 40 SD 55 TOUCH	10.4232.01	Battery 24V	40/42	530 mm	750 mm
RAPID 40 SD 55 BC TOUCH	13.4232.01	Battery 24V	40/42	530 mm	750 mm
RAPID 40 SD 55 BC PLUS TOUCH	15.4232.01	Battery 24V	40/42	530 mm	750 mm

The Rapid 40 scrubber dryers S-range are specifically designed for an everyday use: innovative and functional design which is able to guarantee maximum ergonomics and comfort. Cutting edge features and technical equipment – 40 litres tank capacity, up to three hour running time for the PLUS version, practical and intuitive control panel- make these machines an important point of reference in their sector. They are ideal for effective cleaning results on every kind of floor and in every kind of environment

Simply for You

RAPID 40 SD 55

BATTERY OPERATED, SINGLE BRUSH 21", WITH TRACTION



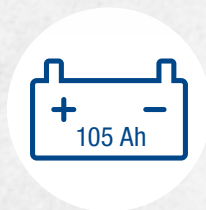
TYPE	REF. NO
RAPID 40 SD 55 TOUCH	10.4232.01
RAPID 40 SD 55 BC TOUCH	13.4232.01
RAPID 40 SD 55 BC PLUS TOUCH	15.4232.01



Control panel and touch system



Drive motor



105 Ah batteries (as standard in BC PLUS version)



Tiltable recovery tank



Adjustable and compact squeegee

INSTALLED POWER	DRIVING SPEED	PRODUCTIVITY (THEOR./PRACTICAL)	RUNNING TIME	DOWN PRESSURE - CONTACT PRESSURE	NOISE LEVEL	DIMENSIONS
W	Km/h	m ² /h	h - min	Kg - g /cm ²	dB(A)	mm
750	4	2120 - 1270	–	25,5-16,5	63	1210x560x1040
750	4	2120 - 1270	1 h and 15 min	25,5-16,5	63	1210x560x1040
750	4	2120 - 1270	2 h	25,5-16,5	63	1210x560x1040
1090	5	2650 - 1590	–	25,5-16,5	63	1210x560x1040
1090	5	2650 - 1590	1 h and 30 min	25,5-16,5	63	1210x560x1040
1090	5	2650 - 1590	2 h and 45 min	25,5-16,5	63	1210x560x1040

STANDARD ACCESSORIES



SOLUTION TANK FILLING HOSE

Extendible and equipped with universal coupling for all types of tap



POLYPROPYLENE BRUSHES

Resistant and suitable for any type of surface thanks to the bristles with a diameter of 0.7 mm. Available with a diameter of 530 mm (21").



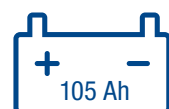
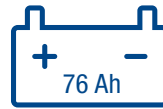
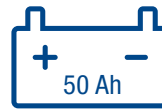
NATURAL RUBBER SQUEEGEE BLADES

Highly resistant thanks to a greater adaptability to the ground, for the best drying performance.



ON BOARD CHARGER

The batteries are easily chargeable in different places or distant, without having to go back to the same place (as standard in BC versions)



GEL BATTERIES 12V

Available in 50 Ah, 76 Ah and 105 Ah versions.

STANDARD ACCESSORIES

REF.NO	MODEL	SM 55 TOUCH	SM 55 BC TOUCH	SM 55 BC PLUS TOUCH	SD 55 TOUCH	SD 55 BC TOUCH	SD 55 BC PLUS TOUCH
30.0024.00	Solution tank filling hose	•	•	•	•	•	•
40.0003.00	21" Polypropylene brush ø 0.7	•	•	•	•	•	•
18.0026.00	Gel batteries set (2 pcs) 12V 50 Ah		•				
18.0000.00	Battery set (2pcs) gel 12V 76 Ah			•		•	
18.0001.00	Battery set (2 pcs) gel 12V 105 Ah						•
22.0630.00	On board charger 24V 5 A		•				
22.0623.00	On board charger 24V 9 A			•		•	•
96.0091.01	Set front+rear natural rubber squeegee blades	•	•	•	•	•	•

OPTIONAL ACCESSORIES



POLYPROPYLENE BRUSHES

Resistant and suitable for any type of surface. Available with a diameter of 530 mm (21") and bristles with a diameter of 0,9 mm and 1,2 mm.



TYNEX BRUSHES GRIT 80

Ideal for cleaning rough surface with stubborn dirt thanks to the bristles with a diameter of 1,2 mm. Available with a diameter of 530 mm (21").




PAD HOLDERS

For using the machine with pads. Equipped with quick coupling/uncoupling system



POLYURETHANE SQUEEGEE BLADES

Highly resistant to wear and oils, suitable for any type of surface.



SQUEEGEE EXTRA WEIGHT (1 X 700 G)

The additional weight, directly mounted on the squeegee, increase the adhesion of the rubber blade to the ground for ensuring the best drying performance on the most difficult surfaces. You can use maximum two weights until you reach 1400 g of total additional weight.

WIDE RANGE OF PADS SUITABLE FOR ALL NEEDS



WHITE PADS VERY SOFT

Disc suitable for the polishing of coated floors.

Ø20"- 505 mm: ref.no C20-WH



RED PADS MEDIUM SOFT

Disc suitable for regular maintenance; cleaning sign removal.

Ø20"- 505 mm: ref.no C20-RE



GREEN PADS MEDIUM HARD

Disc suitable for partial wet stripping of not coated hard surfaces, for preparing hard surfaces before new coating and for stripping of linoleum and vinyl surfaces.

Ø20"- 505 mm: ref.no C20-GR



BROWN PADS HARD

Disc suitable both for the dry stripping of coated floors, and for the wet stripping with a normal chemical stripping agent.

Ø20"- 505 mm: ref.no C20-BR



BLACK PADS VERY HARD

Disc suitable for the total wet stripping of hard surfaces with chemical stripping agents. Also suitable for heavy cleaning tasks on cement and industrial floors.

Ø20"- 505 mm: ref.no C20-BL

OPTIONAL ACCESSORIES

REF.NO	MODEL	SM 55 TOUCH	SM 55 BC TOUCH	SM 55 BC PLUS TOUCH	SD 55 TOUCH	SD 55 BC TOUCH	SD 55 BC PLUS TOUCH
40.0103.00	21" Polypropylene brush ø 0.9	•	•	•	•	•	•
40.0303.00	21" Polypropylene brush ø 1.2	•	•	•	•	•	•
40.0203.00	21" Tynex brush ø 1.2 Grit 80	•	•	•	•	•	•
40.1003.00	Pad holder 485 mm (for 20" pad)	•	•	•	•	•	•
96.0055.00	Set front + rear polyurethane squeegee blades	•	•	•	•	•	•
96.0171.00	Squeegee extra weight (1 x 700 g)	•	•	•	•	•	•



RAPID 40

AT A GLANCE

TOUCH

REMOVABLE COVER

easy access to the recovery tank

HANDLE + TOUCH SYSTEM

FILLING PORT

wide, to quickly and easily fill the solution tank (filling hose available as standard)

TRANSPARENT SOLUTION HOSE

to check at any time the clean water level

REMOVABLE COVER

easy access to the brush motor

POLYETHYLENE TANKS

maximum resistance against cracks and dents

BRUSH REGULATION (BY KNOB)

to give the machine the right speed and direction

SQUEEGEE

compact, adjustable, effective

DETACHABLE FLOATING SPLASH GUARD

with bristles to avoid water splashes and protect the deck

BROCHURE FAM. RAPID 40 WIRBEL cod. 8050229-EN -ED.04.2020
Ghibli & Wirbel S.p.A. reserves the right to change specifications and accessories at all times.



Ghibli & Wirbel S.p.A.

Via Circonvallazione 5, 27020 Dorno PV - Italia
T. +39 0382 848811 - F. +39 0382 84668 e-mail: info@ghibliwirbel.com



A COMPANY GROUP OF RIELLO INDUSTRIES

100% MADE IN ITALY